



CORION PRIME ABSOLUTE RETAIL HEDGE FUND

DECEMBER 2021 | MINIMUM DISCLOSURE DOCUMENT (MDD) – CLASS A

Strategy

- Low to medium risk multi-strategy retail hedge fund
- To generate consistent absolute returns
- Invests (long and short) in a wide range of instruments
- To provide attractive returns relative to cash and bonds

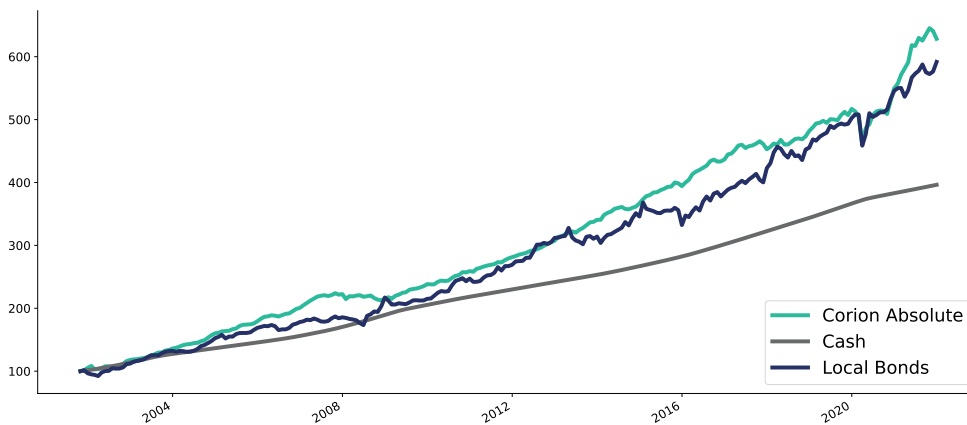
Investor

- Low to medium risk tolerance
- Suited for investors with a medium term horizon
- Seeks capital growth and understands hedge funds
- Not compliant with Regulation 28



Details

ASISA Classification	Retail Investor Hedge Fund	Inception Date of Fund *	November 2001
Sub-Classification	SA Multi-Strategy Hedge	Fee Class Launch Date	November 2001
Portfolio Size	R5 mil	Service Fee Class A	1.25% (excl. VAT)
Distribution Dates	March and August	Performance Fee	20% of outperformance above hurdle rate per underlying manager. High watermark applies
Distribution Values	146.05 and 99.02 cents per unit	Performance Periods	Payable Monthly
NAV per Unit	129.51	Benchmark and Performance Hurdle	Cash (STeFI Call Deposit)
Participatory Interests (Class A)	284	Publication Date	07 January 2022



Performance**

Returns	One Month	Three Months	Year To Date	One Year	Three Years	Five Years	Since Inception
Corion Absolute	-1.95%	-1.07%	14.32%	14.32%	9.25% (p.a.)	7.56% (p.a.)	9.54% (p.a.)
Local Bonds	2.69%	2.87%	8.41%	8.41%	9.12% (p.a.)	9.06% (p.a.)	9.22% (p.a.)
Cash	0.31%	0.87%	3.49%	3.49%	4.87% (p.a.)	5.61% (p.a.)	7.07% (p.a.)

* Fund Amalgamation: The Stanlib Multi-Manager NCIS Multi-Strategy Retail Hedge Fund and the Corion Absolute NCIS Retail Hedge Fund amalgamated into the Corion Prime Absolute Retail Hedge Fund, effective 1 April 2020

** The performance prior to October 2016 was in a previous structure (Trust/LLP etc.). From October 2016, the performance is based on the current CIS Trust structure.

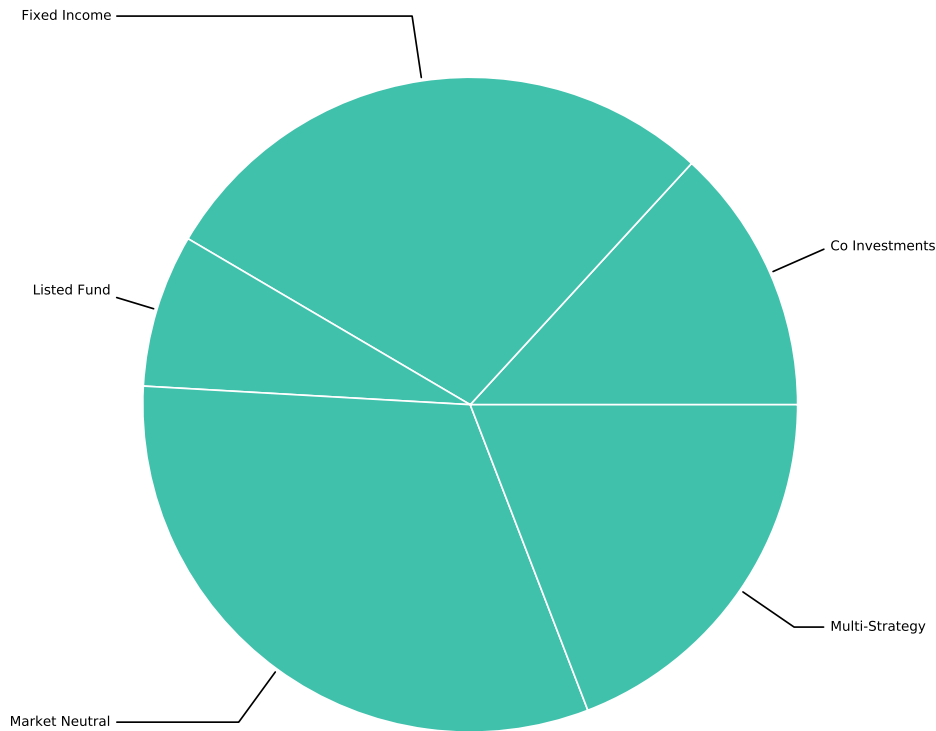




CORION PRIME ABSOLUTE RETAIL HEDGE FUND

DECEMBER 2021 | PORTFOLIO INSIGHTS

Fund Overview



Strategy Allocation

	South Africa	Offshore	Total	Change (3 months)
Co Investments	13.2%	0.0%	13.2%	-0.6%
Fixed Income	28.4%	0.0%	28.4%	-3.3%
Listed Fund	7.6%	0.0%	7.6%	0.3%
Market Neutral	31.8%	0.0%	31.8%	1.7%
Multi-Strategy	19.2%	0.0%	19.2%	1.9%
Total	100.0%	0.0%	100.0%	0.0%

Risk Statistics

	Corion Absolute	Local Bonds	Cash
Annualized Volatility	4.6%	7.4%	0.7%
Maximum Drawdown	-10.8%	-9.8%	0.3%
Positive Months	81.0%	69.0%	100.0%
Highest Annual Return	26.8%	27.3%	13.6%
Lowest Annual Return	-6.8%	-5.6%	3.5%
Month End VAR	-3.7%	-4.2%	0.1%
Max VAR	-4.4%	-4.2%	0.1%





CORION PRIME ABSOLUTE RETAIL HEDGE FUND

DECEMBER 2021 | UNDERSTANDING

Understanding The Fund

FOREIGN INVESTMENTS	As foreign securities may be included, macroeconomic, political, foreign exchange, tax, settlement, liquidity, informational risks and the risk of repatriation of funds may apply.
FUND PRICING	CISs are traded at ruling forward prices and the dealing prices are on a net asset value (after audit, bank and trustee fees). The daily cut off time is 14:00 for trades and 17:00 for valuation.
TOTAL EXPENSE RATIO (TER)	The fund expenses (including performance fees) were 2.41% (incl. VAT)***. A high TER doesn't imply a poor return and the current TER may change in the future.
TOTAL INVESTMENT CHARGE (TIC)	The fund transaction costs for the period was 1.07% resulting in a TIC of 3.48% (incl. VAT)***. A high TIC does not imply a poor return and the current TIC may change in the future.
VALUE AT RISK (VAR)	The potential loss for a specific period and level of confidence. The portfolio VAR was calculated over a 500-day period and a 99% confidence level.
COUNTERPARTY RISK AND LEVERAGE	A portion of the capital is held with respective prime brokers (details available on request). The use of leverage is limited by means of a VAR limit of 20% of NAV measured at a 99% confidence level of a month period. The fund may engage in borrowing and scrip lending. There are no additional mandate limitations.
LIQUIDITY RISK	For all securities, a metric is used to calculate how long it would take to liquidate positions assuming a 25% of trade. The quarterly assessment indicated that, given normality, the fund is liquid.
TRUSTEE INFORMATION	FirstRand Bank Limited (+27 (0)87 577 8730) acting through its RMB Trustee Services Division is the appointed trustee. The Fund was in mandate limits during the reporting period.
ADMINISTRATOR AND AUDITOR INFORMATION	Global Independent Administrators (Pty) Ltd ("GIA") (+27 (0)10 594 2100) is the appointed administrator whilst Deloitte is the appointed auditor

***TERs and TICs are annualised charges for a rolling 3 year period ending 30 September 2021

Collective Investment Schemes

- CISs are generally medium to long-term investments
- The value of participatory interests may go down
- CISs have different classes of units, fees and charges
- A fund may borrow up to 10% of the fund's NAV
- If applicable, commissions will be included in overall costs
- A schedule of fees and charges are available on request

Performance Calculations

- Performance numbers are sourced from GIA
- Performance is calculated after fees using NAV to NAV
- Performance is for illustrative purposes only
- Income distributions are included in the calculations
- Income is reinvested on the re-investment date
- The applicable taxes are not included in the calculations
- Individual returns will differ based on investment dates
- Past performance is not a guide to future performance

Investment Manager

- Authorised Financial Services Provider
- Responsible for clients' savings since 2001
- Successful long-term track record
- Multi-strategy investment firm
- Pioneering, partnering and performing
- Boutique investment firm
- Directors: D Bacher and G Montano
- Visit Corion's website for additional information

Name Corion Capital
 Contact Tel: 021 434 0443
 Address 41 Sir Lowry Road, Cape Town
 Website www.corion.co.za

Management Company

- A Collective Investment Scheme Manager
- Retains full responsibility for the portfolio
- Does not guarantee any returns or the capital
- Right to close the portfolio if deemed appropriate
- Schedule of fees and charges and the Annual Financial Statements are available on request
- Financial year end is 28 February
- Directors: C Menton, A Solim, M Weber and V Cohen
- Visit Prime's website for additional information

Name Prime CIS Management Company
 Contact Tel: 010 594 2100
 Address 28 Peter Place, Lyme Park, Sandton, 2060
 Website www.primeinvestments.co.za

This document should not be seen as an offer to purchase any specific product and does not constitute a solicitation, invitation or investment recommendation. This document should not be construed as advice or guidance in any form whatsoever. Investors should take cognisance of the fact that there are risks involved in buying or selling any financial product and are encouraged to obtain independent professional investment and taxation advice.





CORION PRIME ABSOLUTE RETAIL HEDGE FUND

DECEMBER 2021 | INVESTMENT STRATEGY

Multi-Strategy Investing

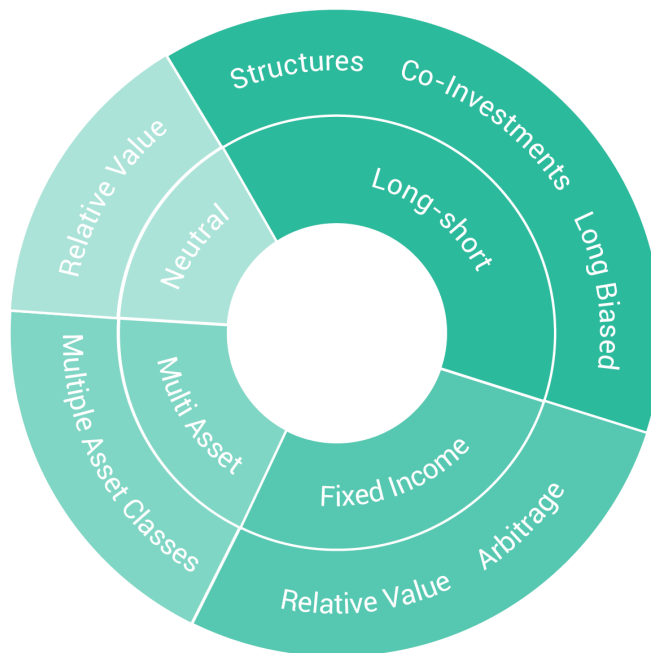


Market Neutral

Employ equivalent amounts of capital on long and short positions

Multi Strategy

Investments within the broad array of markets whilst controlling risk



Long-Short Equity

Buy shares that are expected to increase and short shares expected to fall

Fixed Income

Focuses on relative value strategies in the fixed interest market

Corion's Background

- 1 Multi-Strategy investment specialists
- 2 Track record dating back to 2001
- 3 Responsible for over R7.5 billion
- 4 Highly qualified and experienced team
- 5 Proprietary investment systems
- 6 A pioneering legacy

Portfolio Managers



David Bacher
BCom, PDM, CFA

Joined as CIO in 2008. David was the founder of the Alexander Forbes' hedge fund business. He has 23 years' multi-strategy experience.



Anthony Hall
BCom, CFA, CA(SA)

Anthony has over 20 years' investment experience working within both local and multi-national institutions and investment firms.

