



CORION PRIME FLEXIBLE FUND

DECEMBER 2021 | MINIMUM DISCLOSURE DOCUMENT (MDD) – CLASS A

Strategy

- High risk flexible multi-strategy and asset class fund
- Objective is long-term capital growth
- Invests in a flexible combination of equities, bonds, cash or property
- Benchmark is a composite (50% local equity, 25% local income, 15% offshore equity and 10% offshore bonds)*

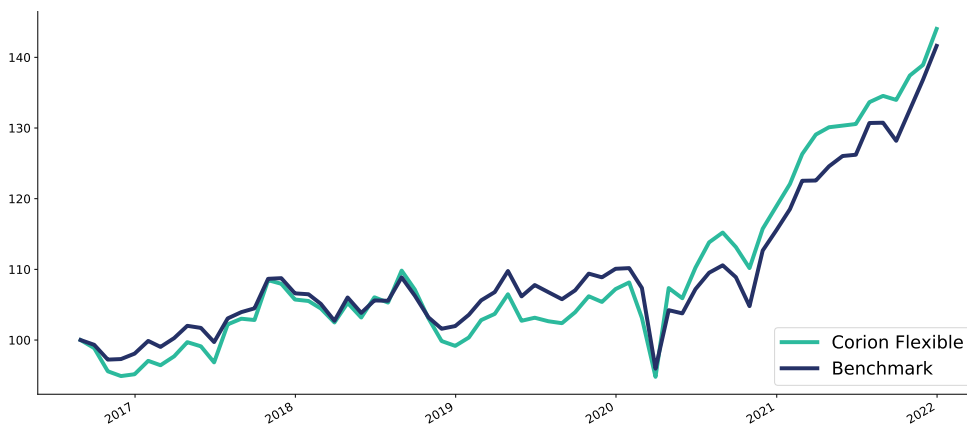
Investor

- High risk tolerance and long-term horizon
- Over a three-year period, targets CPI plus 5%
- Seeks to maximise capital growth
- Not compliant with Regulation 28



Details

Classification	ASISA SA Multi Asset – Flexible	Inception Date of Fund	1 September 2016
Portfolio Size	R117 mil	Service Fee Class A	0.4% (excl. VAT)
Distribution Dates	March and August	Performance Fee	Not Applicable
Distribution Values	6.49 and 14.84 cents per unit	Performance Periods	Not Applicable
Nav per Unit	13.05	Performance Hurdle	Not Applicable
Participatory Interests (Class A)	4 080 670	Publication Date	07 January 2022



Performance

Returns	One Month	Three Months	Year To Date	One Year	Three Years	Five Years	Since Inception
Corion Flexible	3.67%	7.50%	21.12%	21.12%	13.24% (p.a.)	8.64% (p.a.)	7.08% (p.a.)
Benchmark	3.50%	10.48%	22.59%	22.59%	11.57% (p.a.)	7.63% (p.a.)	6.74% (p.a.)
Cash	0.31%	0.87%	3.49%	3.49%	4.87% (p.a.)	5.61% (p.a.)	5.70% (p.a.)

* With effect from 4 May 2020, the benchmark of the fund was changed from CPI + 5% (net of fees) to a composite benchmark to better and more accurately reflect the aim and investment policy of the fund. Due to this change the Benchmark returns in the Performance section of this MDD have been calculated against the ASISA Category Average from inception until 3 May 2020 and against the composite benchmark thereafter. The reason for the aforementioned calculation is to ensure that the performance graph shows information which is objective and reasonable and a better representation of the performance history of the fund and not to create unreasonable expectations of future performance.

** Previously known as the Novare Flexible Fund, the fund amalgamated with Prime CIS on the 4 May 2020.

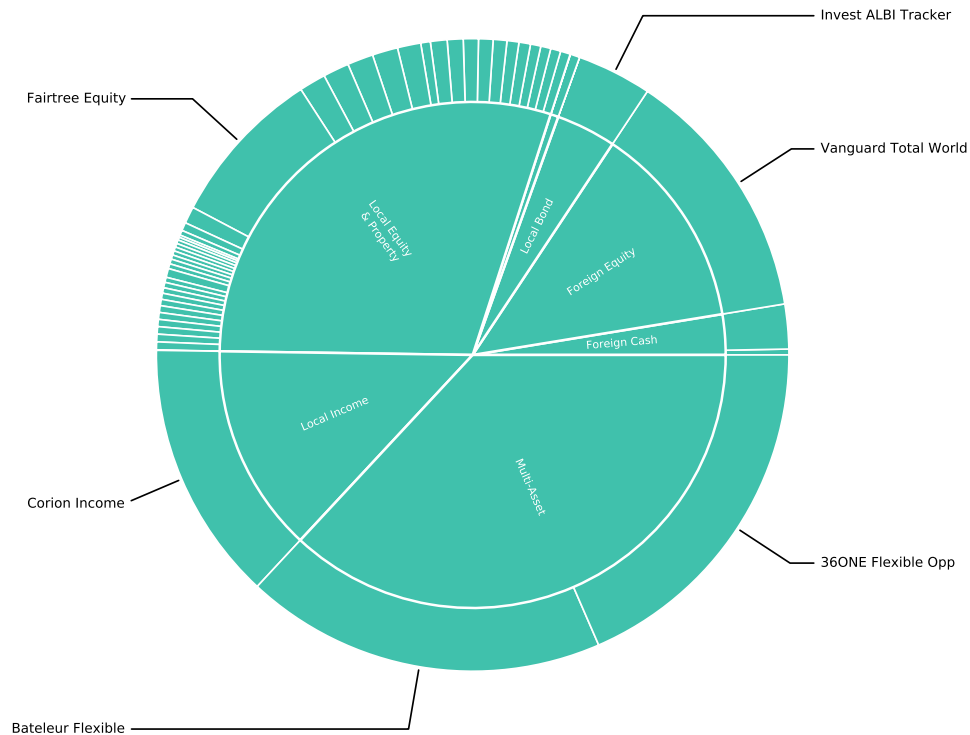




CORION PRIME FLEXIBLE FUND

DECEMBER 2021 | PORTFOLIO INSIGHTS

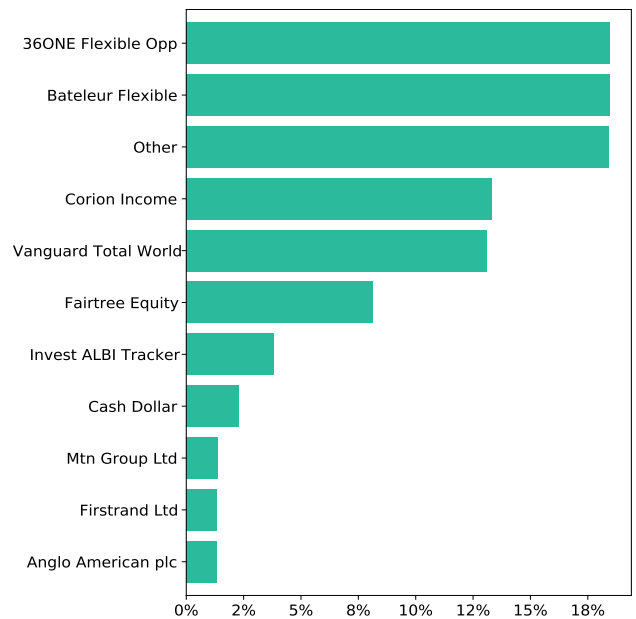
Fund Overview



Allocation

	South Africa	Offshore	Total	Change (3 months)
Cash	0.5%	2.6%	3.1%	-2.6%
Equity	29.8%	13.1%	42.9%	2.6%
Bond	3.8%	0.0%	3.8%	1.5%
Income	13.3%	0.0%	13.3%	0.8%
Multi-Asset	25.8%	11.1%	36.9%	-2.3%
Total	73.2%	26.8%	100.0%	-0.0%

Holdings



Risk Statistics

	Corion Flexible	Benchmark	Cash
Annualized Volatility	10.3%	9.6%	0.4%
Maximum Drawdown	-13.7%	-12.9%	0.3%
Positive Months	56.2%	62.5%	100.0%
Highest Annual Return	36.2%	27.7%	7.0%
Lowest Annual Return	-8.6%	-10.1%	3.5%





CORION PRIME FLEXIBLE FUND

DECEMBER 2021 | UNDERSTANDING

Understanding The Fund

FOREIGN INVESTMENTS	As foreign securities may be included, macroeconomic, political, foreign exchange, tax, settlement, liquidity, informational risks and the risk of repatriation of funds may apply.
FUND PRICING	CISs are traded at ruling forward prices and the dealing prices are on a net asset value (after audit, bank and trustee fees). The daily cut off time is 14:00 for trades and 17:00 for valuation.
TOTAL EXPENSE RATIO (TER)	The fund expenses (including performance fees) were 1.48% (incl. VAT)***. A high TER doesn't imply a poor return and the current TER may change in the future.
TOTAL INVESTMENT CHARGE (TIC)	The fund transaction costs for the period was 0.12% resulting in a TIC of 1.59% (incl. VAT)***. A high TIC does not imply a poor return and the current TIC may change in the future.
VALUE AT RISK (VAR)	The potential loss for a specific period and level of confidence. The portfolio VAR was calculated over a 500-day period and a 99% confidence level.
COUNTERPARTY RISK	The potential loss due to a counterparty defaulting. The fund has no funding agreements. The fund makes no use of leverage but may engage in borrowing and scrip lending.
LIQUIDITY RISK	For all securities, a metric is used to calculate how long it would take to liquidate positions assuming a 25% of trade. The quarterly assessment indicated that, given normality, the fund is liquid.
TRUSTEE INFORMATION	FirstRand Bank Limited (+27 (0)87 577 8730) acting through its RMB Trustee Services Division is the appointed trustee. The Fund was in mandate limits during the reporting period.

***TERs and TICs are annualised charges for a rolling 3 year period ending 30 September 2021

Collective Investment Schemes

- CISs are generally medium to long-term investments
- The value of participatory interests may go down
- CISs have different classes of units, fees and charges
- A fund may borrow up to 10% of the fund's NAV
- If applicable, commissions will be included in overall costs
- A schedule of fees and charges are available on request

Performance Calculations

- Performance numbers are sourced from Morningstar
- Performance is calculated after fees using NAV to NAV
- Performance is for illustrative purposes only
- Income distributions are included in the calculations
- Income is reinvested on the re-investment date
- The applicable taxes are not included in the calculations
- Individual returns will differ based on investment dates
- Past performance is not a guide to future performance

Investment Manager

- Authorised Financial Services Provider
- Responsible for clients' savings since 2001
- Successful long-term track record
- Multi-strategy investment firm
- Pioneering, partnering and performing
- Boutique investment firm
- Directors: D Bacher and G Montano
- Visit Corion's website for additional information

Name Corion Capital
 Contact Tel: 021 434 0443
 Address 41 Sir Lowry Road, Cape Town
 Website www.corion.co.za

Management Company

- A Collective Investment Scheme Manager
- A member of ASISA
- Retains full responsibility for the portfolio
- Does not guarantee any returns or the capital
- Right to close the portfolio if deemed appropriate
- Schedule of fees and charges and the Annual Financial Statements are available on request
- Directors: C Menton, A Solim, M Weber and V Cohen
- Visit Prime's website for additional information

Name Prime CIS Management Company
 Contact Tel: 010 594 2100
 Address 28 Peter Place, Lyme Park, Sandton, 2060
 Website www.primeinvestments.co.za

This document should not be seen as an offer to purchase any specific product and does not constitute a solicitation, invitation or investment recommendation. This document should not be construed as advice or guidance in any form whatsoever. Investors should take cognisance of the fact that there are risks involved in buying or selling any financial product and are encouraged to obtain independent professional investment and taxation advice.

